

5.3 CPT8000 12-Pin Wiring Harness Connector

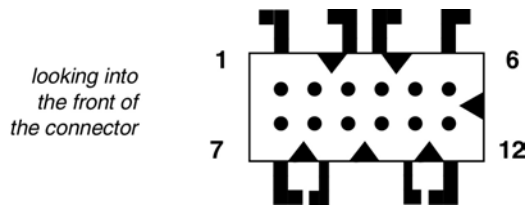


Figure 1A - CPT8000 Wiring Harness Connector
Female Connector - 12 Male Pins

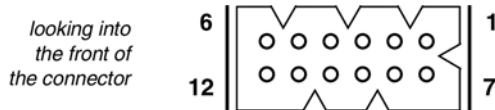


Figure 1B - CPT8000 Wiring Harness Connector
Male Connector - 12 Female Pins

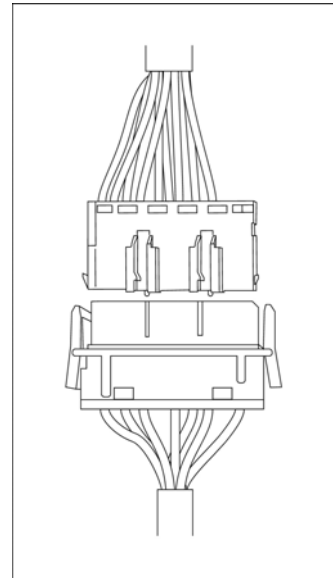


Figure 2 - Connector

A **male connector**, number X400, with 12 **female pins** connects the factory-installed phone wiring harness to the vehicle's wiring. It mates with a **female connector**, with 12 **male pins** that is part of the vehicle wiring. It is used with all models equipped with the CPT8000 except for E46 which has the phone wiring harness wired directly with the vehicles main wiring harness. Figures 1A and 1B above, represent the connectors with pin orientation and Figure 2 is a drawing of the actual connectors. Wire colors may vary due to manufacturing variations.

Pin #	Wire Color	Pin Description	Notes
1	Red-Yellow	KL30 - B+	
2	Purple-Red	Ignition	
3	Blue-Yellow	Mayday Switch - Emergency	
4	White-Gray-Yellow	I-Bus	
5	Gray-Red	58G	
6	White	Mayday Switch - LED	
7	Brown-Black	KL31 - Ground	
8	White-Brown	Mute	
9	Black-White	Speaker - Positive	
10	Black-Brown	Speaker - Negative	
11	White-Green	Telephone On	
12	Yellow-Brown	Mayday Switch - Roadside Assistance	