

Accessory Drive - TDV8 4.4L Diesel - Accessory Drive Belt Tensioner

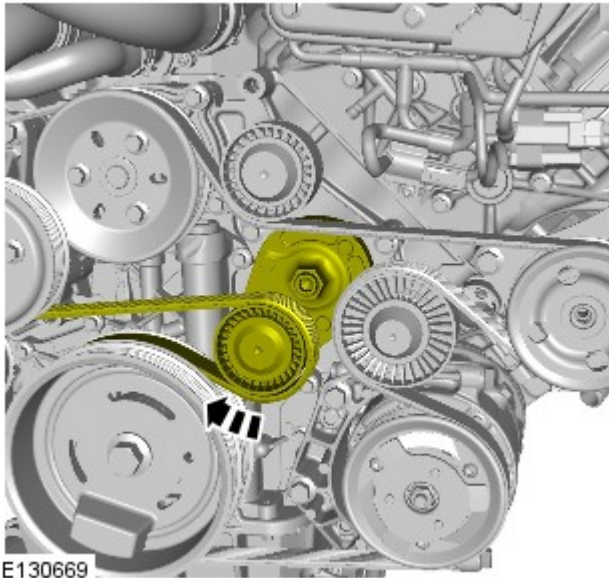
Removal and Installation


Removal



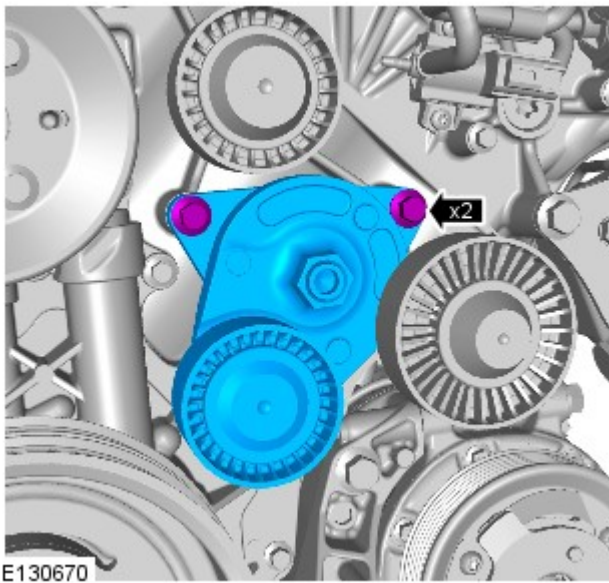
NOTE: Removal steps in this procedure may contain installation details.

1. Refer to: Cooling Fan (303-03, Removal and Installation).



2.  CAUTION: Make sure that the accessory drive belt is correctly located on each pulley.

3. Torque: 25 Nm



Installation

1. To install, reverse the removal procedure.