

Engine Cooling - TDV8 4.4L Diesel - Thermostat

Removal and Installation

Removal



NOTE: Removal steps in this procedure may contain installation details.

1.

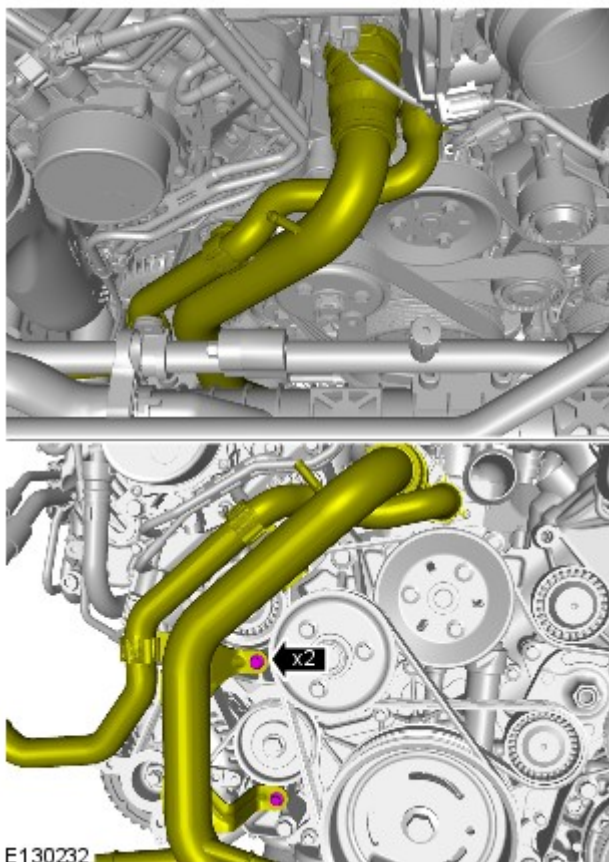


WARNING: Make sure to support the vehicle with axle stands.

Raise and support the vehicle.

2. Refer to: Cooling Fan (303-03, Removal and Installation).


3. Torque: 10 Nm



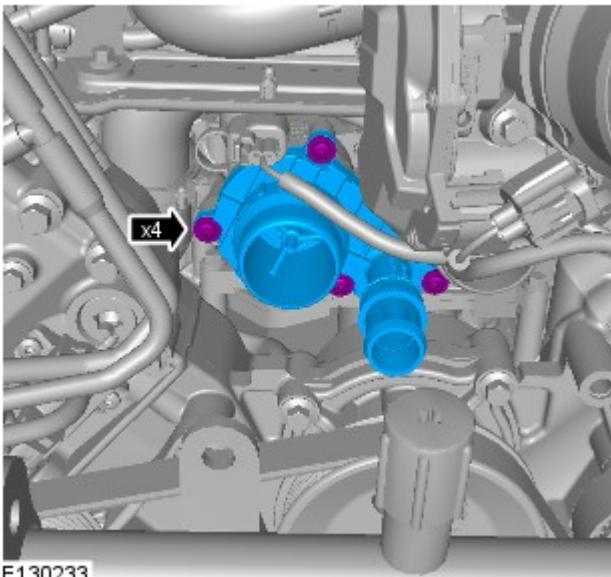
4.




CAUTION: Be prepared to collect escaping fluids.



E130291




E130233

5.  **CAUTION:** Be prepared to collect escaping fluids.

Torque: 10 Nm

6. Discard the O-ring seals.



E130234

Installation

1. To install, reverse the removal procedure.